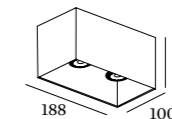
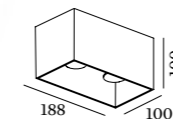




BOX CEILING SURFACE



2.0 LED

2xLED 8W | 220-240VAC | 50-60Hz
COB 2-step | incl. PS | phase-cut dim
aluminium powder coated
brushed

1.17kg IP20 \varnothing -0,3-D \angle 36°

CODE
146264W
146264L
146264G
146264Q
146264P
146264B

Light Colour Selection

LUMEN	CRI	CODE
2700K	2x480 >80	2
3000K	2x480 >80	4
1800-2850K	2x410 >90	9

2.0 PAR16

2xPAR16 max.35W | GU10
220-240VAC | 50-60Hz
aluminium powder coated
brushed

1.13kg IP20 \varnothing +0,9-D

CODE
146220W0
146220L0
146220G0
146220Q0
146220P0
146220B0

OPTIONAL

PAR16 LED GU10 6W
phase-cut dim


CODE
901228W2
901228W4
901229S9

more lamps and specs on page 471

OPTIONAL

inner reflector max. 10 W

CODE
911211W1
911211G1
911211B1



inner cover max. 10 W

CODE
911011W1
911011G1
911011B1

