

# natalie.premium 1006

## Model Code F5382

revision 00 of 24-10-14  
(the present replaces any previous versions)



**Designer:** centro studi interno

**Structure:** Welded steel mesh with bayonet fittings to fix the arms, pinewood, multilayer and plywood covered with polyurethane foam.

**Spring system:** Elastic webbing for back support, welded steel mesh for seat support.

**Seat Padding:** Ecological polyurethane foam covered with 100% polyester layer.

**Back Padding:** Ecological polyurethane foam covered with 100% polyester layer.

**Removability:** Entirely removable with fabric covering. Movable seat cushions with leather covering.

**Sewing:** Leather coverings feasible with contrast stitchings in the colours available; cuts and sewings vary on microfibre (or fabric) coverings.

**Bed Version:** Available with one-time opening welded steel mesh and elastic webbing on the seats. Back cushions / headrests and seat cushions are fixed to the structure while opening the sofa bed. The mattress can be chosen among 3 different models: polyurethane foam (version codes 131 – 231 – 233 – 331), polyurethane foam and memory foam (version codes H55 - H57 – H59 – H61), polyurethane foam and memory topper panel, with removable, washable covers (version codes H56 - H58 – H60 – H62). The mattress size (see dimensions on line drawings) may vary slightly because of the way it is arranged and due to the characteristics of the material, without affecting the quality of the product. The depth of the model with open bed is 209 cm.

**Mechanisms:** The model is equipped with headrests that can be manually lifted. The height of the model with uplifted headrest is 99 cm. Versions H73/H78 (armless holder CL) are equipped with a gas spring front opening mechanism.

**Standard feet:** Rosewood colored beech-wood PL725, h. 6 cm, available upon request in black, cherry, dark walnut, light walnut, silver and natural. No standard feet are available for pair of small arms (865).

**Please note:** The sofa is made of a bed version (131, 231, 233, 331) and pair of arms that can be chosen between style code 811 (pair of modern arm), style code 813 (pair of classic arms), style code 865 (pair of small arms) and style code T31 (pair of decò arms). The dimensions indicated refer to a single arm.

With the reservation of carrying for production purposes and without advanced notices modifications on the materials, coverings and dimensions of the product as indicated in the relevant specification. The given dimensions and volume are of indicative value being subject to the production process tolerances.

### Density of seat and back

Markets	Seat	Back
I	30 Medium	27
D - NL - CH	30 hard	27 hard
USA - California	30 soft	27 soft
GB	35 fire retardant	25 fire retardant
Others	30 Medium	27

Note: when no values/contents are specified in the chart, please refer to 'Others' field/area.

### Coverings

	suggested	not suggested	not possible
thick leathers	✓		
thin elastic leathers	✓		
natural leathers	✓		
fabric*	✓		
microfibre*	✓		
leather + split			✓
DeLuxe			✓
multicovering			✓
multicolour			✓

Please note: for not removable models, only one colour fabric covers are available.

\* fabrics and microfibers are not available for the U.K. market

### Multicovering / Components / Optional vers.



### Feet



PL725

### Ottoman



540

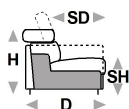


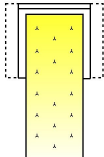
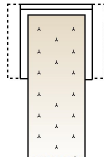
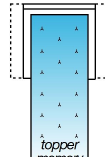
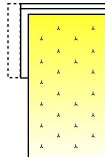
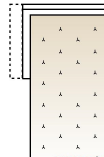
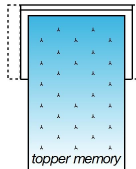
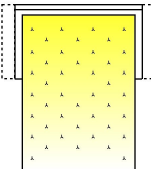
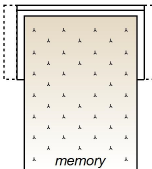
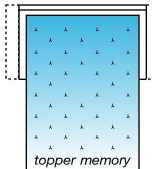
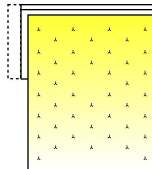
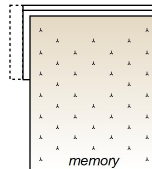
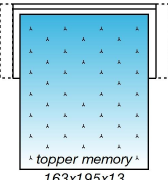
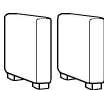
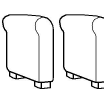
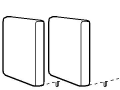
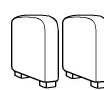
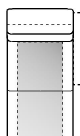
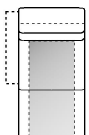

↑ fold following the dotted line ↑

# natalie.premium 1006



L Length - H Height - D Depth - SH Seat Height - SD Seat Depth  
Dimensions refer to maximum sizes.



 73x198x12 L 92 <b>H78 D105 SH48 SD56</b>	 73x197x12 L 92 <b>H78 D105 SH48 SD56</b>	 73x195x13 L 92 <b>H78 D105 SH48 SD56</b>	 123x198x12 L 142 <b>H78 D105 SH48 SD56</b>	 123x197x12 L 142 <b>H78 D105 SH48 SD56</b>
dimensions	dimensions	dimensions	dimensions	dimensions
version code	131	H55	H56	231
Description	chair no arm with bed	armless chair bed memory	arml.ch.bed topper memory	2str bed no arms
 123x195x13 L 142 <b>H78 D105 SH48 SD56</b>	 143x198x12 L 162 <b>H78 D105 SH48 SD56</b>	 143x197x12 L 162 <b>H78 D105 SH48 SD56</b>	 143x195x13 L 162 <b>H78 D105 SH48 SD56</b>	 163x198x12 L 182 <b>H78 D105 SH48 SD56</b>
 163x197x12 L 182 <b>H78 D105 SH48 SD56</b>				
version code	H58	233	H59	H60
Description	arml.2-s.bed topper memory	2str1/2 bed no arms	arml.2,5-s.sofa bed memory	arml.2,5-s.bed topper memory
 163x195x13 L 182 <b>H78 D105 SH48 SD56</b>	 L 16 <b>H61 D94 SH- SD-</b> <b>811</b>	 L 17 <b>H61 D94 SH- SD-</b> <b>813</b>	 L 7 <b>H61 D94 SH- SD-</b> <b>865</b>	 L 17 <b>H61 D94 SH- SD-</b> <b>T31</b>
 L 84 <b>H78 D169 SH48 SD56</b>				
version code	H62	811	813	865
Description	arml.3-s.bed topper memory	pair of contemp.arms	pair of classic arms	pair of small arms
 L 84 <b>H78 D169 SH48 SD56</b>	 L 65 <b>H48 D65 SH- SD-</b> <b>540</b>			
version code	H78	540		
Description	lhf armless storage ch.long	ottoman		

↓ fold following the dotted line ↓

