

madonna.premium 853-s

Model Code F5244

revision 00 of 07-03-12
(the present replaces any previous versions)



Designer: centro studi interno

Structure: welded steel mesh with bayonet fittings to fix the arms, pinewood, multilayer and plywood covered with polyurethane foam.

Spring system: Elastic webbing for back support, welded steel mesh for seat support.

Seat Padding: Ecological polyurethane foam covered with 100% polyester layer.

Back Padding: Ecological polyurethane foam covered with 100% polyester layer.

Removability: Entirely removable with fabric covering. Movable seat cushions with leather covering.

Sewing: Leather coverings feasible with contrast stitchings in the colours available; cuts and sewings vary on microfibre (or fabric) coverings.

Bed Version: available with one-time opening welded steel mesh. Back cushions, equipped with a support which allows pillows to be stored, and seat cushions are fixed to the structure while opening the sofa bed. The mattress can be chosen among 3 different models: polyurethane foam (version codes 131 – 231 – 233 – 331), polyurethane foam and memory foam (version codes H55 - H57 – H59 – H61), polyurethane foam and memory topper panel, with removable, washable covers (version codes H56 - H58 – H60 – H62). The mattress size (see dimensions on line drawings) may vary slightly because of the way it is arranged and due to the characteristics of the material, without affecting the quality of the product. The depth of the model with open bed is 209 cm.

Mechanisms: Version H77/H78 (holder armless CL) is equipped with a gas spring front opening mechanism.

Standard feet: PL725, h. 6 cm, available upon request in black, cherry, dark walnut, light walnut, silver and natural. No standard feet are available for pair of small arms (865).

Optional versions: Polyurethane foam headrest (version 650) supported by a shiny chromed metal structure. The height of the model - headrest included - is 113 cm. Dark grey varnished MDF armrests display (H50) supported by 4 castor wheels Ø 5cm, equipped with 4 bayonet fittings to support 2 armrests.

Please note: The sofa is made of a bed version (131, 231, 233, 331) and pair of arms that can be chosen between style code 811 (pair of modern arm), style code 813 (pair of classic arms), style code 865 (pair of small arms) and style code T31 (pair of decò arms). The dimensions indicated refer to a single arm.

With the reservation of carrying for production purposes and without advanced notices modifications on the materials, coverings and dimensions of the product as indicated in the relevant specification. The given dimensions and volume are of indicative value being subject to the production process tolerances.

Density of seat and back

Markets	Seat	Back
I	30 Medium	25
D - NL - CH	30 hard	25 hard
USA - California	30 soft	25 soft
GB	30 fire retardant	25 fire retardant
Others	30 Medium	25

Note: when no values/contents are specified in the chart, please refer to 'Others' field/area.

Coverings

	suggested	not suggested	not possible
thick leathers	✓		
thin elastic leathers	✓		
natural leathers	✓		
fabric*	✓		
microfibre*	✓		
leather + split	✓		
DeLuxe			✓
multicovering			✓
multicolour			✓

Please note: for not removable models, only one colour fabric covers are available.

* fabrics and microfibrers are not available for the U.K. market

Multicovering / Components / Optional vers.



Feet



PL725

Ottoman

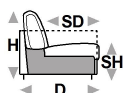


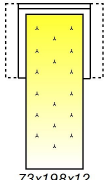
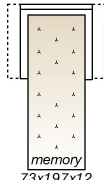
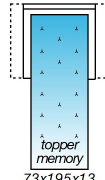
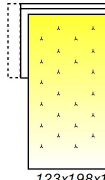
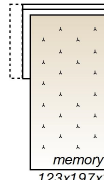
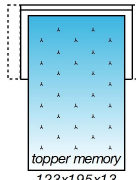
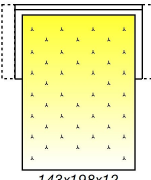
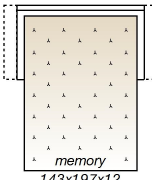
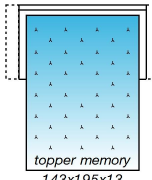
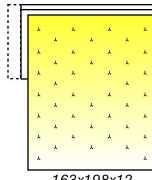
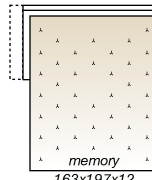
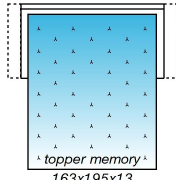
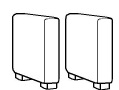
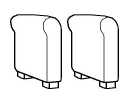
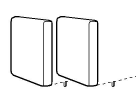
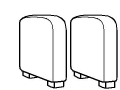
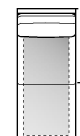
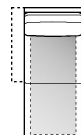
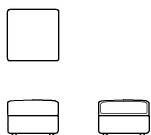
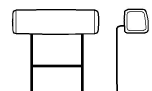
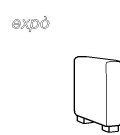
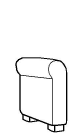

↑ fold following the dotted line ↑

madonna. premium 853-s



L Length - H Height - D Depth - SH Seat Height - SD Seat Depth
Dimensions refer to maximum sizes.



 73x198x12 L 92 H85 D98 SH48 SD56	 73x197x12 L 92 H85 D98 SH48 SD56 <i>memory</i>	 73x195x13 L 92 H85 D98 SH48 SD56 <i>topper memory</i>	 123x198x12 L 142 H85 D98 SH48 SD56	 123x197x12 L 142 H85 D98 SH48 SD56 <i>memory</i>	
dimensions					
version code	131	H55	H56	231	H57
Description	chair no arm with bed	armless chair bed memory	arml.ch.bed topper memory	2str bed no arms	arml.2-s.sofa bed memory
 123x195x13 L 142 H85 D98 SH48 SD56 <i>topper memory</i>	 143x198x12 L 162 H85 D98 SH48 SD56	 143x197x12 L 162 H85 D98 SH48 SD56 <i>memory</i>	 143x195x13 L 162 H85 D98 SH48 SD56 <i>topper memory</i>	 163x198x12 L 182 H85 D98 SH48 SD56	 163x197x12 L 182 H85 D98 SH48 SD56 <i>memory</i>
H58	233	H59	H60	331	H61
arml.2-s.bed topper memory	2str1/2 bed no arms	arml.2,5-s.sofa bed memory	arml.2,5-s.bed topper memory	3str bed no arms	armless 3-s.sofa bed memory
 163x195x13 L 182 H85 D98 SH48 SD56 <i>topper memory</i>	 L 16 H61 D94 SH- SD- 811	 L 17 H61 D94 SH- SD- 813	 L 7 H61 D94 SH- SD- 865	 L 17 H61 D94 SH- SD- T31	 L 84 H85 D167 SH48 SD126 H77
H62	811	813	865	T31	H77
arml.3-s.bed topper memory	pair of contemp.arms	pair of classic arms	pair of small arms	pair of deco arms	rhf armless storage ch.long
 L 84 H85 D167 SH48 SD126 H78	 L 65 H48 D65 SH- SD- 540	 L 54 H15 D15 SH- SD- 650	 expò L 16 H61 D94 SH- SD- H85	 expò L 17 H61 D94 SH- SD- H86	 expò L 7 H61 D94 SH- SD- H87
H78	540	650	H85	H86	H87
lhf armless storage ch.long	ottoman	headrest	modern arm for display unit	classic arm for display unit	small arm for display unit

↓ fold following the dotted line ↓

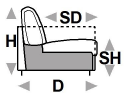


↑ fold following the dotted line ↑

madonna. premium 853-s



L Length - H Height - D Depth - SH Seat Height - SD Seat Depth
Dimensions refer to maximum sizes.



espò



dimensions

L 17
H61 D94 SH- SD-

version code

H88

Description

deco arm for
display unit

↓ fold following the dotted line ↓

