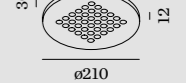
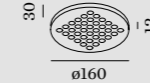
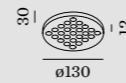




CORY
CEILING SURFACE



1.3

LED 8W | 220-240VAC | 50-60Hz
PCB 3-step | incl. power supply
corian® glacier white | aluminium

0.47kg IP20 30°

3000K | >85 CRI | 930lm

CODE

136173W4

1.6

LED 9W | 220-240VAC | 50-60Hz
PCB 3-step | incl. power supply
corian® glacier white | aluminium

0.52kg IP20 30°

3000K | >85 CRI | 1160lm

CODE

136273W4

1.9

LED 8W | 220-240VAC | 50-60Hz
PCB 3-step | incl. power supply
corian® glacier white | aluminium

0.63kg IP20 30°

3000K | >85 CRI | 930lm

CODE

136373W4

2.1

LED 12W | 220-240VAC | 50-60Hz
PCB 3-step | incl. power supply
corian® glacier white | aluminium

0.74kg IP20 30°

3000K | >85 CRI | 1550lm

CODE

136473W4