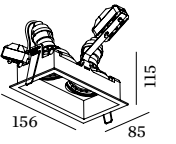
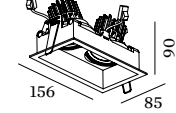
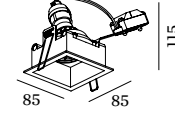
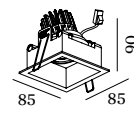




# PLANO

## CEILING RECESSED



### 1.0 LED

LED 7/10W | 350-500mA | 18Vf  
COB 3-step | excl. power supply  
aluminium powder coated

0.26kg IP20 0,3-D

74x78 35°/35° 355° 95 2-18

CODE

118161W_
118161S_

### Light Colour Selection

	LUMEN	CRI	CODE
2700K	420-590	>90	3
3000K	470-640	>90	5
1800-2850K	320-440	>90	9

### ALWAYS USE

power supply

CODE

350mA   10W	90213402
500mA   10W	90214403
500mA   15W dim	90224501

more power supplies on page 468

### OPTIONAL

CODE

plasterkit	90017104
------------	----------

### 1.0 PAR16

PAR16 max.50W | GU10  
220-240VAC | 50-60Hz  
aluminium powder coated

0.24kg IP20 0,9-D

74x78 35°/35° 355° 120 2-18

CODE

118120W0
118120S0

### OPTIONAL

PAR16 LED GU10 6W  
phase-cut dim

CODE

2700K	901228W2
3000K	901228W4
1800-2850K	901229S9

more lamps and specs on page 471

### OPTIONAL

CODE

plasterkit	90017104
------------	----------

### 2.0 LED

2xLED 7/10W | 350-500mA | 18Vf  
COB 3-step | excl. power supply  
aluminium powder coated

0.48kg IP20 0,3-D

74x148 35°/35° 355° 95 2-18

CODE

118261W_
118261S_

### Light Colour Selection

	LUMEN	CRI	CODE
2700K	2x420-590	>90	3
3000K	2x470-640	>90	5
1800-2850K	2x320-440	>90	9

### ALWAYS USE

power supply

CODE

350mA   10W	90213402
500mA   10W	90214403
500mA   15W dim	90224501

more power supplies on page 468

### OPTIONAL

CODE

plasterkit	90017105
------------	----------

### 2.0 PAR16

2xPAR16 max.50W | GU10  
220-240VAC | 50-60Hz  
aluminium powder coated

0.44kg IP20 0,9-D

74x148 35°/35° 355° 120 2-18

CODE

118220W0
118220S0

### OPTIONAL

PAR16 LED GU10 6W  
phase-cut dim

CODE

2700K	901228W2
3000K	901228W4
1800-2850K	901229S9

more lamps and specs on page 471

### OPTIONAL

CODE

plasterkit	90017105
------------	----------