

Schwinger

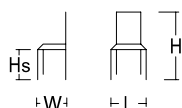
Design Centro Stile Point

Base a sbalzo in tubolare metallico a sezione rettangolare verniciato a polveri epossidiche. Giunto angolare stampato in zama. Seduta curvata in legno multistrato di faggio, rivestita in ecopelle o nell'originale fibra di legno naturale. Per le finiture disponibili fare riferimento al listino prezzi in vigore.

Pointhouse

Tubular rectangular section metal cantilever structure epoxy painted. Diecasted zamak junction printed. Multilayer beech wood curved seat, similar leather covered or with the original natural wooden fiber. For the available finishings considering the current price list.

1 ART. 08SCH001. _ _






L.47XW.50XH.46XH.90

Numero pezzi per scatola
Pieces for box



Struttura: metallo verniciato
Structure: painted aluminium

Seduta: melamminico / ecopelle / fibra legno /
Seat: melamine / similar leather / wooden fiber



Creative Living. Scheda Tecnica