

Model Code F2259

revision 00 of 28-05-15
(the present replaces any previous versions)

Designer: centro studi interno

Structure: Pinewood, multilayer and plywood covered with polyurethane foam.

Spring system: Elastic webbing

Seat Padding: In ecological polyurethane foam, covered with 100% polyester padding

Back Padding: In ecological polyurethane foam, covered with 100% polyester padding

Arm Interior: In ecological polyurethane foam, covered with 100% polyester padding

Removability: Not available

Sewing: Leather coverings feasible with contrast stitching in the colour available; cuts and sewing vary on microfibre (or fabric) coverings.

Standard feet: Grey painted steel PM893, h. 16 cm. Some versions may be equipped with hidden feet with a supporting structural function

**Density of seat and back**

Markets	Seat	Back
I	35 Medium	25
D - NL - CH		
USA - California		
GB	35 fire retardant	25 fire retardant
Others	35 Medium	25

Note: when no values/contents are specified in the chart, please refer to 'Others' field/area.

Coverings

	suggested	not suggested	not possible
thick leathers	✓		
thin elastic leathers	✓		
natural leathers	✓		
fabric*	✓		
microfibre*	✓		
leather + split			✓
DeLuxe			✓
multi colour			✓
multi-category			
multi covering			✓

Please note: for not removable models, only one colour fabric covers are available.

** fabrics and microfibers are not available for the U.K. market*

Multicovering / Components / Optional vers.**Feet**

PM893

Ottoman

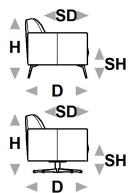
With the reservation of carrying for production purposes and without advanced notices modifications on the materials, coverings and dimensions of the product as indicated in the relevant specification. The given dimensions and volume are of indicative value being subject to the production process tolerances.

↑ fold following the dotted line ↑

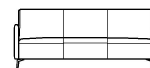
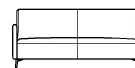
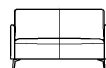
chanel.cal 1031



L Length - H Height - D Depth - SH Seat Height - SD Seat Depth
Dimensions refer to maximum sizes of the version with closed mechanism (where available).



dimensions



L 67
H80 D82 SH45 SD52

L 67
H80 D82 SH45 SD52

L 124
H80 D82 SH45 SD52

L 164
H80 D82 SH45 SD52

L 181
H80 D82 SH45 SD52

version code

100

143

200

240

346

Description

chair

swivel chair

2 seater

2 1/2 seater

3/3 seater

↓ fold following the dotted line ↓

