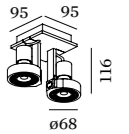




# PLUXO#2

CEILING SURFACE






## 1.0 PAR16

2xPAR16 max.50W | GU10  
220-240VAC | 50-60Hz  
aluminium powder coated

0.82kg IP20

45°/45° 13°

CODE	
	142520W0
	142520S0
	142520B0

## OPTIONAL

PAR16 LED GU10 6W  
phase-cut dim

CODE	
2700K	901228W2
3000K	901228W4
1800-2850K	901229S9

more lamps and specs on page 471