

Model: Angel Dimple Closed

Base design: Ruud Bos Shell design: Sander Mulder

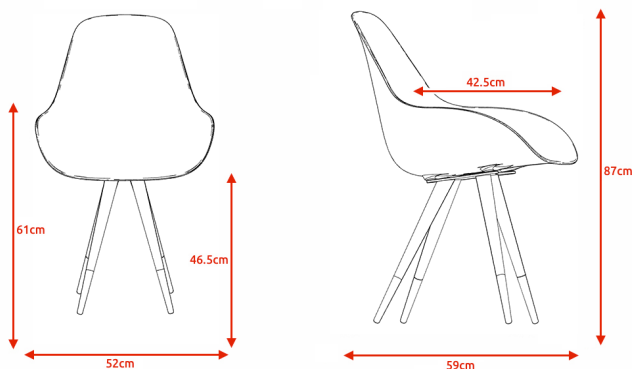


The **Dimple** shell's structural design was inspired by an eclectic mix of old, vintage race car seat. Comfortable and highly ergonomic body, with a modern, vibrant aesthetic.

The **Angel** base is so light, it looks like it could be swept in the breeze. The feet are in plexiglass, giving the illusion that it is hovering. A touch of originality for an ethereal design, with its feet firmly planted in the ground, and its head in the clouds.

MEASURES:

Height: 87 cm
Width: 52 cm
Depth: 59 cm
Seat height: 46.5 cm
Seat depth: 42.5 cm
Arm height: 61 cm



MATERIALS:

Shell: polypropilene 85% / fiber glass 15%, UV resistant matte texture.

Base: chromium plated metal legs, with polycarbonate finals.


QUANTITY PER BOX:

Shell: 4 pcs - 0,16 cbm - 15,2 n.weight - 16,0 g.weight.


Base: 2 pcs - 0,04 cbm - 6,9 kg / n.weight - 7,05 kg / g.weight.

Polypropylene Samples

WHITE




CREAM



MAUVE



LIGHT GREY



DARK GREY



BLACK



RED



OCEAN BLUE



MUSTARD



Metal Samples

CHROMIUM PLATED

