

PRODUCT DATA SHEET

Empatia terra



Empatia is inspired by the association between the great glass-blowing tradition and the LED technology of Artemide. High interest in the expression potentials of this material resulted into co-operation with master glass blowers to gain full control of the special suppleness of Venetian glass and to work on the balance between surface and light, between subtle densities and transparencies. Hence clear, pure craft objects, each of them unique in all respects. Transparency and opacity are wisely dosed to obtain a glass that reflects light without glaring and without losing efficiency. Hence optical device, whose heart is a high-performance LED-based light engine created separately from the glass emission body in favor of higher thermal efficiency and performance. Light is controlled with maximum yield and driven towards the glass diffuser through a transparent pipe with a very low absorption coefficient.

White
☐

LEDDimmable

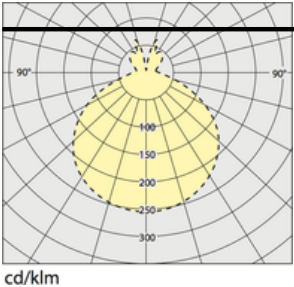


W	Weight	Luminous Flux (lm)	Color	Code
12 W		600 lm	<input type="checkbox"/>	NEW
19 W		920 lm	<input type="checkbox"/>	NEW
29 W		1510 lm	<input type="checkbox"/>	NEW

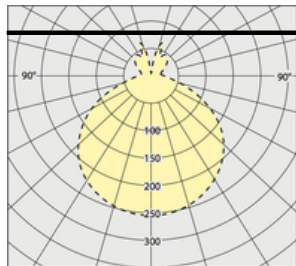
IP20



Empatia terraLED	LED	luminaire
Power	9W	12 W
Flux	1000 lm	600 lm
CCT	3000 K	3000 K
CRI	80	
Color Tolerance	MacAdam 3	
Service Life		70 %
Efficiency		
Efficacy	111 lm/W	50 lm/W

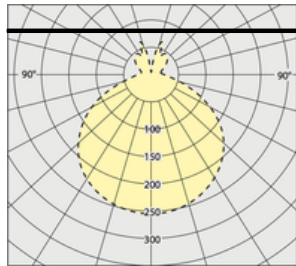


Empatia terraLED	LED	luminaire
Power	15 W	19 W
Flux	1540 lm	920 lm
CCT	3000 K	3000 K
CRI		
Color Tolerance	MacAdam 3	
Service Life		
Efficiency		65 %
Efficacy	103 lm/W	48.4 lm/W



cd/klm

Empatia terraLED	LED	luminaire
Power	22W	29 W
Flux	2390 lm	1510 lm
CCT	3000 K	3000 K
CRI		
Color Tolerance	MacAdam 3	
Service Life		
Efficiency		63 %
Efficacy	109 lm/W	52.1 lm/W



cd/klm

Designers



Carlotta de Bevilacqua



Paola Di Arianello